

Zestawienie wyników egzaminów zewn trznych

Andrzej Piotr Piotrowski ur. 02/08/1983, O wi cim

PESEL: 83080212956

Sesja egzaminacyjna: Sesja egzaminacyjna 2010/11

Informacja o zdaniu egzaminu: Tak

1. Ogólna informacja o wynikach egzaminów

| Lp. | Egzamin | Etap | Pkt | Maks. pkt | % |
|-----|----------------------------|------------|------|-----------|-----|
| 1. | 312[01] Technik informatyk | pisemny | - | - | - |
| 2. | 312[01] Technik informatyk | praktyczny | 96.0 | 100.0 | 96% |

2. Zestawienie wyników w poszczególnych elementach

312[01] Technik informatyk - pisemny

| Lp. | Nazwa | Pkt | Maks. pkt | % |
|-----|-------------|------|-----------|-----|
| 1. | Cz pierwsza | 43.0 | 50.0 | 86% |
| 2. | Cz druga | 19.0 | 20.0 | 95% |

312[01] Technik informatyk - praktyczny

| Lp. | Nazwa | % |
|-----|-------|------|
| 1. | | 100% |
| 2. | | 100% |
| 3. | | 83% |
| 4. | | 100% |
| 5. | | 95% |
| 6. | | 100% |
| 7. | | 100% |

3. Szczegółowa informacja o wynikach za poszczególne zadania

312[01] Technik informatyk

| Zadanie | Odpowied | Poprawna | Pkt | Maks. pkt | % |
|---------|----------|----------|-----|-----------|------|
| 1 | C | C | 1.0 | 1.0 | 100% |
| 2 | D | D | 1.0 | 1.0 | 100% |
| 3 | D | D | 1.0 | 1.0 | 100% |
| 4 | D | D | 1.0 | 1.0 | 100% |
| 5 | C | D | 0.0 | 1.0 | 0% |
| 6 | A | A | 1.0 | 1.0 | 100% |
| 7 | B | B | 1.0 | 1.0 | 100% |
| 8 | A | A | 1.0 | 1.0 | 100% |
| 9 | A | A | 1.0 | 1.0 | 100% |

| | | | | | |
|----|---|---|-----|-----|------|
| 10 | D | C | 0.0 | 1.0 | 0% |
| 11 | C | C | 1.0 | 1.0 | 100% |
| 12 | D | D | 1.0 | 1.0 | 100% |
| 13 | C | C | 1.0 | 1.0 | 100% |
| 14 | D | D | 1.0 | 1.0 | 100% |
| 15 | A | A | 1.0 | 1.0 | 100% |
| 16 | C | C | 1.0 | 1.0 | 100% |
| 17 | B | B | 1.0 | 1.0 | 100% |
| 18 | C | A | 0.0 | 1.0 | 0% |
| 19 | C | C | 1.0 | 1.0 | 100% |
| 20 | A | A | 1.0 | 1.0 | 100% |
| 21 | A | A | 1.0 | 1.0 | 100% |
| 22 | C | C | 1.0 | 1.0 | 100% |
| 23 | A | A | 1.0 | 1.0 | 100% |
| 24 | A | A | 1.0 | 1.0 | 100% |
| 25 | A | A | 1.0 | 1.0 | 100% |
| 26 | D | C | 0.0 | 1.0 | 0% |
| 27 | B | B | 1.0 | 1.0 | 100% |
| 28 | B | B | 1.0 | 1.0 | 100% |
| 29 | B | B | 1.0 | 1.0 | 100% |
| 30 | D | D | 1.0 | 1.0 | 100% |
| 31 | D | D | 1.0 | 1.0 | 100% |
| 32 | D | D | 1.0 | 1.0 | 100% |
| 33 | C | C | 1.0 | 1.0 | 100% |
| 34 | D | D | 1.0 | 1.0 | 100% |
| 35 | D | D | 1.0 | 1.0 | 100% |
| 36 | B | B | 1.0 | 1.0 | 100% |
| 37 | B | D | 0.0 | 1.0 | 0% |
| 38 | B | B | 1.0 | 1.0 | 100% |
| 39 | B | D | 0.0 | 1.0 | 0% |
| 40 | B | B | 1.0 | 1.0 | 100% |
| 41 | B | B | 1.0 | 1.0 | 100% |
| 42 | D | D | 1.0 | 1.0 | 100% |
| 43 | A | A | 1.0 | 1.0 | 100% |
| 44 | A | A | 1.0 | 1.0 | 100% |
| 45 | B | B | 1.0 | 1.0 | 100% |
| 46 | C | C | 1.0 | 1.0 | 100% |
| 47 | C | C | 1.0 | 1.0 | 100% |
| 48 | C | C | 1.0 | 1.0 | 100% |
| 49 | D | D | 1.0 | 1.0 | 100% |
| 50 | C | D | 0.0 | 1.0 | 0% |
| 51 | B | B | 1.0 | 1.0 | 100% |
| 52 | D | D | 1.0 | 1.0 | 100% |
| 53 | C | C | 1.0 | 1.0 | 100% |
| 54 | C | C | 1.0 | 1.0 | 100% |
| 55 | B | B | 1.0 | 1.0 | 100% |
| 56 | A | B | 0.0 | 1.0 | 0% |

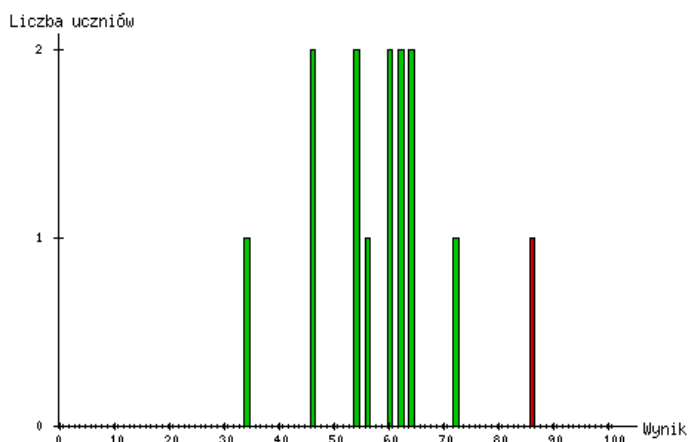
| | | | | | |
|----|---|---|-----|-----|------|
| 57 | B | B | 1.0 | 1.0 | 100% |
| 58 | C | C | 1.0 | 1.0 | 100% |
| 59 | D | D | 1.0 | 1.0 | 100% |
| 60 | B | B | 1.0 | 1.0 | 100% |
| 61 | C | C | 1.0 | 1.0 | 100% |
| 62 | D | D | 1.0 | 1.0 | 100% |
| 63 | A | A | 1.0 | 1.0 | 100% |
| 64 | B | B | 1.0 | 1.0 | 100% |
| 65 | D | D | 1.0 | 1.0 | 100% |
| 66 | B | B | 1.0 | 1.0 | 100% |
| 67 | D | D | 1.0 | 1.0 | 100% |
| 68 | D | D | 1.0 | 1.0 | 100% |
| 69 | B | B | 1.0 | 1.0 | 100% |
| 70 | B | B | 1.0 | 1.0 | 100% |

4. Rozkłady wyników egzaminów pisemnych (według liczby uzyskanych punktów)

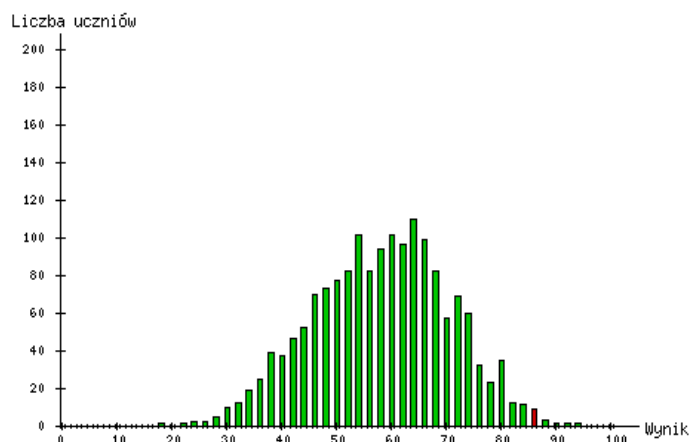
312[01] Technik informatyk - pisemny

Cz. pierwsza

W szkole:

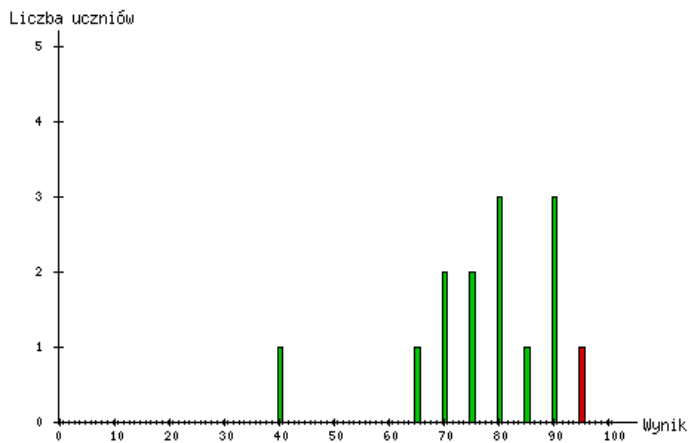


W województwie:

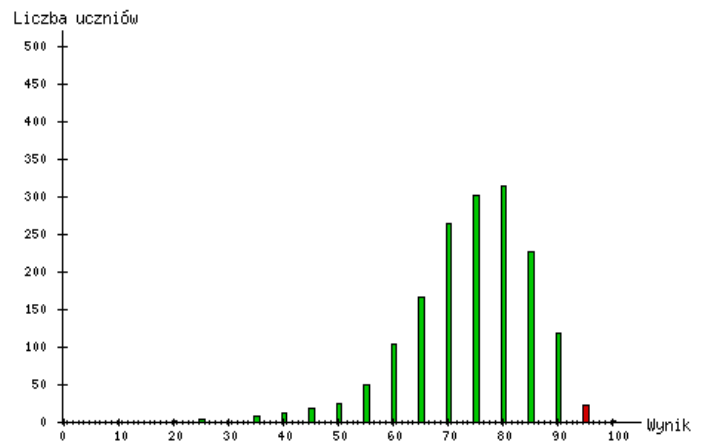


Cz. druga

W szkole:

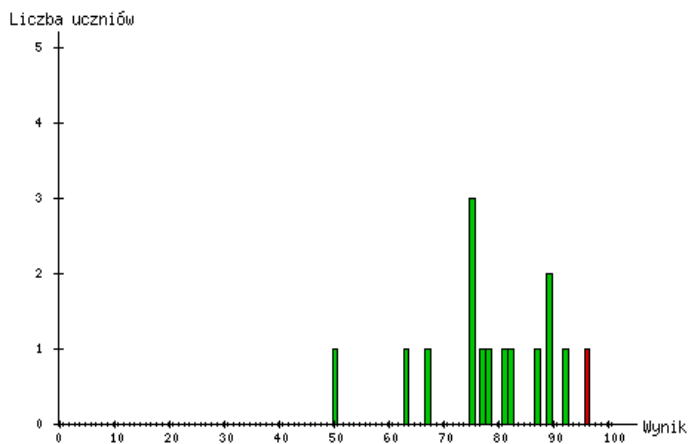


W województwie:



312[01] Technik informatyk - praktyczny

W szkole:



W województwie:

